



The Brightest Choice of Networking & Communication

Mini Latch Electric Bolt Lock DC12V BMBL203

Designed with the open frame type and mount board, high power.

Easy to install for the Electric door lock or other automatic door lock systems with the mounting board.

Latch electric lock is fit for any desk, cabinet, window or safe box high secure and more easy to operate,

Connect to a stable power supply and lock will open when energized



Features

Voltage DC12V

Working Current 1.5A

Material: Metal, Electronic Parts

Lock Size 43x27x28 (LxWxH) without Bolt

Bolt Length: 18mm close / 9mm open

Working Mode: Power-off-Lock

Unlocking Time: <1s


Power Consumption: 18W

Continuous Power: <10s

Temp: -40 ~ 50 °C

Weight: 128gm

Suitable for File Cabinet/ Supermarket Lock/ Sauna Locker/ Library / Factory / Health Club / ETC



Specifications are subject to change without prior notice with advancement in technology.




Similar Products

Comcode	Product ID	Description	Picture
002704	BMBL204	12V Mini Electric Bolt Lock, Metal Housing, Round Pin Latch	
002705	BMBL202	12V Mini Electric Bolt Lock, Metal Housing	
002696	PDB-302201	DC 12V Bolt Lock with Keys (Holding Capacity 2000kgs)	
001959	PDB-302201	DC12V Bolt Lock (Holding Capacity 800kgs)	
002701	PS-321-A	Strike Lock/Releaser	
002699	PS-321-B	Strike Lock/Releaser With Safe Edge	
002700	PS-323-A	Strike Lock/Releaser With Long FacePlate	

Specifications are subject to change without prior notice with advancement in technology.



The Brightest Choice of Networking & Communication

002224 002225	PEM-1101 PEM-1100	DC12V Magnetic Lock Holding Capacity 600lbs With LED Monitor With LED Monitor Timer	
002695	PEM-1101M	DC12V Magnetic Lock Concealed Installation Holding Capacity 600lbs	
002226	PEM-1102	Double Door Magnetic Lock With LED, Monitor, Timer	

Specifications are subject to change without prior notice with advancement in technology.