

Electric Strike Lock Series

Electric Strike enables the electrical release of a locked mechanical latch or bolt. Compatible with any access control, electric door strikes are available in different varieties to accommodate several types of mechanical locksets and doors.

PS-321-A (Fail Secure - Power to Unlock)

Tensile Strength : 260Kgs
Voltage : 12V DC
Current : 240/120mA
Dimensions : 150*28*21 (mm)
Unit Weight (Approx.) : 285gm



002701

PS-321-B with Safe Edge (Fail Secure - Power to Unlock)

Tensile Strength : 260Kgs
Voltage : 12V DC
Current : 240/120mA
Dimensions : 150*28*21 (mm)
Unit Weight (Approx.) : 318gm



002699

PS-323-A (Fail Secure - Power to Unlock)

Tensile Strength : 260Kgs
Voltage : 12V DC
Current : 240/120mA
Dimensions : 240*25*21 (mm)
Unit Weight (Approx.) : 362gm




002700

Specifications are subject to change without prior notice with advancement in technology.



Similar Products

Comcode	Product ID	Description	Picture
002704	BMBL204	12V Mini Electric Bolt Lock, Metal Housing, Round Pin Latch	
002705	BMBL202	12V Mini Electric Bolt Lock, Metal Housing	
002706	BMBL203	12V Mini Electric Bolt Lock, Metal+Plastic Housing, Round Pin Latch	
001959	PDB-302201	DC12V Bolt Lock (Holding Capacity 800kgs)	
002696	PDB-078	DC 12V Bolt Lock with Keys (Holding Capacity 2000kgs)	
002224 002225	PEM-1101 PEM-1100	DC12V Magnetic Lock Holding Capacity 600lbs With LED Monitor With LED Monitor Timer	
002695	PEM-1101M	DC12V Magnetic Lock Concealed Installation Holding Capacity 600lbs	

Specifications are subject to change without prior notice with advancement in technology.

002226	PEM-1102	Double Door Magnetic Lock With LED, Monitor, Timer	
--------	----------	--	---

Power Supply, Exit Buttons

Comcode	Product ID	Description	Picture
002227	PA336-A	3A Power Controller Supply for Access Control, Electronic Lock, Button, Contact Lock, DC220V 50HZ / DC12V, Time delay 0 -10 sec., With Battery Connection (Optional Battery 12V/7A)	
001962	PEXB8686	Exit Button PVC 86x86x20mm	
002054	PA-334	Exit Button Aluminium 50x86x20mm	
002055	PA-333	Exit Button Aluminium 86x86x20mm	
002056	PA332	Exit Button Stainless Steel 19x28x20mm	
002683	PA-331	Exit Button Stainless Steel 21x91x28mm	

Specifications are subject to change without prior notice with advancement in technology.